

Trade Folding Towers (Miniscaff)

Trade Folding Tower
1.8m Long x 0.78m Wide

Working Height:
2.6m

Platform Height:
0.6m




Tower Components

Item	Description	Quantity
1	Folding Base Unit	1
2	1m Extension Frames	0
3	1.5m Extension Frames	0
4	1.8m Long Trap Door Platform	1
5	1.8m Red Horizontal Braces	2
6	2.1m Blue Diagonal Braces	0
7	Folding Toe Board Set	0
8	Standard Stabilisers	0

Technical Information

Base Dimensions:	(L) 1.8m X (W) 0.78m
Maximum Platform Height (ph):	0.6m
Maximum Working Height (wh):	2.6m
Platform SWL:	275kg



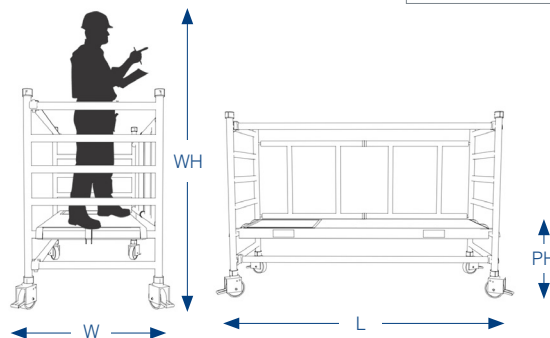
Upgraded Wheels & Legs

This will provide 250mm adjustment on each leg for uneven grounds, with 150mm Locking Castors.



Standard Castors

These are 125mm lockable castors, which are fixed for flat grounds.




Trade Folding Towers (Miniscaff)

Trade Folding Tower
1.8m Long x 0.78m Wide

Working Height:
3.6m

Platform Height:
1.6m




Tower Components

Item	Description	Quantity
1	Folding Base Unit	1
2	1m Extension Frames	2
3	1.5m Extension Frames	0
4	1.8m Long Trap Door Platform	1
5	1.8m Red Horizontal Braces	5
6	2.1m Blue Diagonal Braces	1
7	Folding Toe Board Set	1
8	Standard Stabilisers	0

Technical Information

Base Dimensions:	(L) 1.8m X (W) 0.78m
Maximum Platform Height (ph):	1.6m
Maximum Working Height (wh):	3.6m
Platform SWL:	275kg



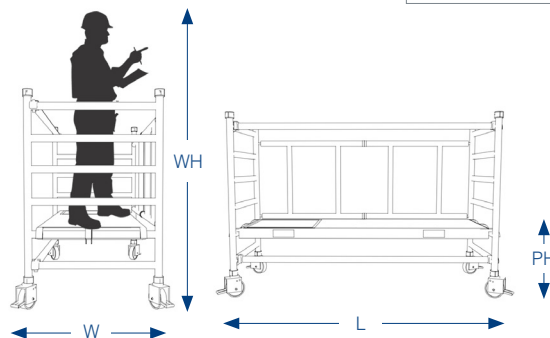
Upgraded Wheels & Legs

This will provide 250mm adjustment on each leg for uneven grounds, with 150mm Locking Castors.



Standard Castors

These are 125mm lockable castors, which are fixed for flat grounds.




Trade Folding Towers (Miniscaff)

Trade Folding Tower
1.8m Long x 0.78m Wide

Working Height:
4.1m

Platform Height:
2.1m




Tower Components

Item	Description	Quantity
1	Folding Base Unit	1
2	1m Extension Frames	0
3	1.5m Extension Frames	2
4	1.8m Long Trap Door Platform	1
5	1.8m Red Horizontal Braces	5
6	2.1m Blue Diagonal Braces	1
7	Folding Toe Board Set	1
8	Standard Stabilisers	4

Technical Information

Base Dimensions:	(L) 1.8m X (W) 0.78m
Maximum Platform Height (ph):	2.1m
Maximum Working Height (wh):	4.1m
Platform SWL:	275kg



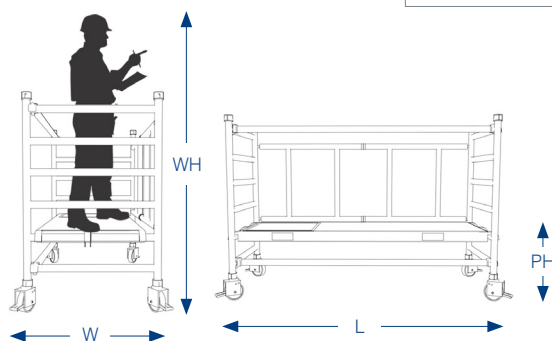
Upgraded Wheels & Legs

This will provide 250mm adjustment on each leg for uneven grounds, with 150mm Locking Castors.



Standard Castors

These are 125mm lockable castors, which are fixed for flat grounds.

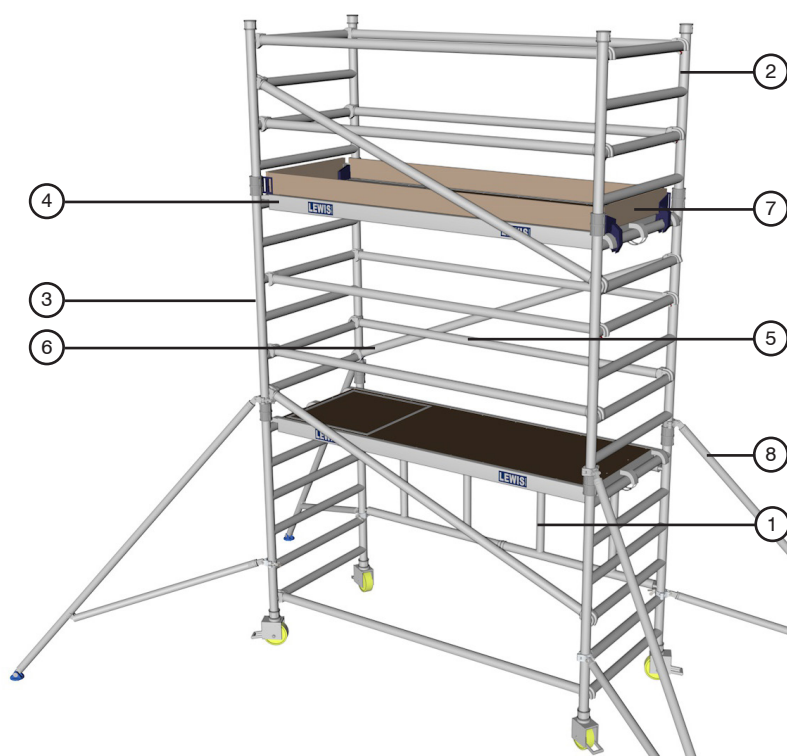


Trade Folding Towers (Miniscaff)

Trade Folding Tower
1.8m Long x 0.78m Wide

Working Height:
5.1m

Platform Height:
3.1m




Tower Components

Item	Description	Quantity
1	Folding Base Unit	1
2	1m Extension Frames	2
3	1.5m Extension Frames	2
4	1.8m Long Trap Door Platform	2
5	1.8m Red Horizontal Braces	6
6	2.1m Blue Diagonal Braces	3
7	Folding Toe Board Set	1
8	Standard Stabilisers	4

Technical Information

Base Dimensions:	(L)1.8m X (W)0.78m
Maximum Platform Height (ph):	3.1m
Maximum Working Height (wh):	5.1m
Platform SWL:	275kg



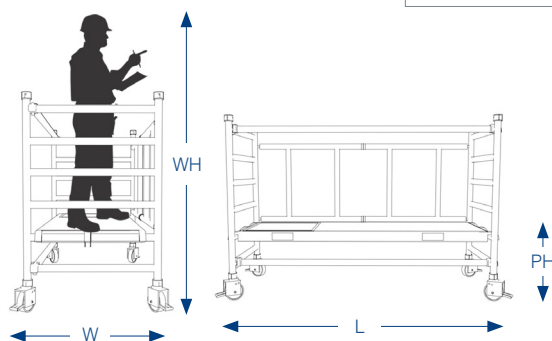
Upgraded Wheels & Legs

This will provide 250mm adjustment on each leg for uneven grounds, with 150mm Locking Castors.



Standard Castors

These are 125mm lockable castors, which are fixed for flat grounds.

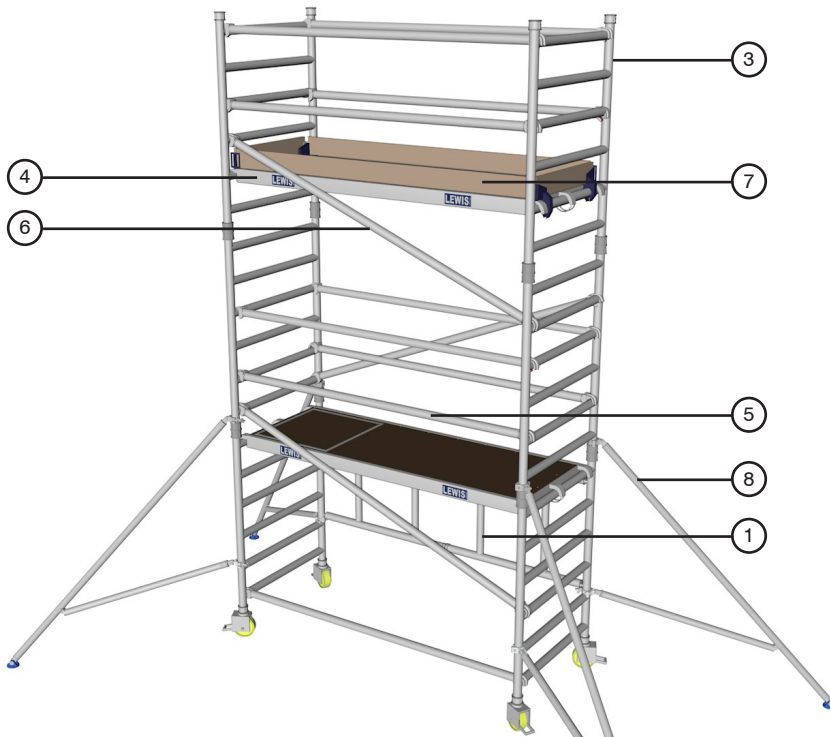


Trade Folding Towers (Miniscaff)

Trade Folding Tower
1.8m Long x 0.78m Wide

Working Height:
5.6m

Platform Height:
3.6m




Tower Components

Item	Description	Quantity
1	Folding Base Unit	1
2	1m Extension Frames	0
3	1.5m Extension Frames	4
4	1.8m Long Trap Door Platform	2
5	1.8m Red Horizontal Braces	6
6	2.1m Blue Diagonal Braces	3
7	Folding Toe Board Set	1
8	Standard Stabilisers	4

Technical Information

Base Dimensions:	(L) 1.8m X (W) 0.78m
Maximum Platform Height (ph):	3.6m
Maximum Working Height (wh):	5.6m
Platform SWL:	275kg



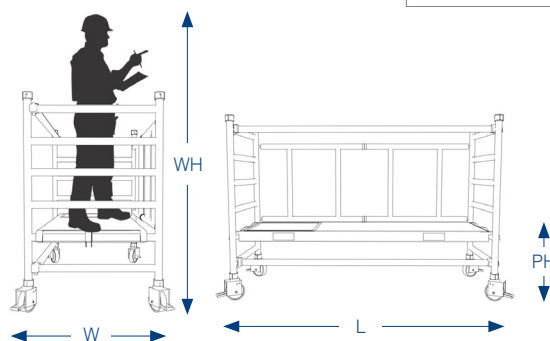
Upgraded Wheels & Legs

This will provide 250mm adjustment on each leg for uneven grounds, with 150mm Locking Castors.



Standard Castors

These are 125mm lockable castors, which are fixed for flat grounds.

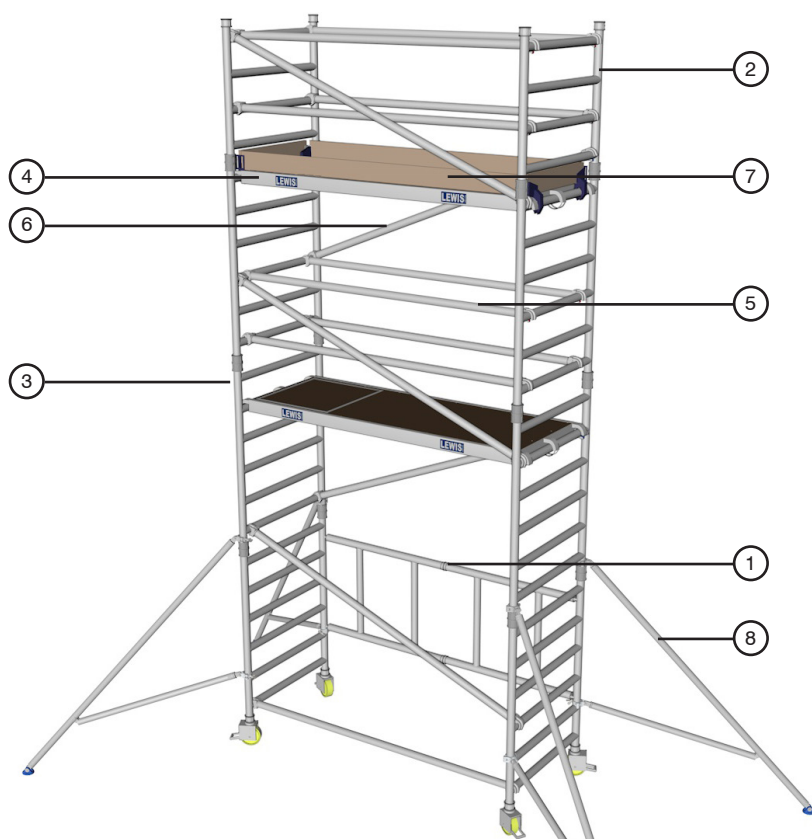


Trade Folding Towers (Miniscaff)

Trade Folding Tower
1.8m Long x 0.78m Wide

Working Height:
6.6m

Platform Height:
4.6m




Tower Components

Item	Description	Quantity
1	Folding Base Unit	1
2	1m Extension Frames	2
3	1.5m Extension Frames	4
4	1.8m Long Trap Door Platform	2
5	1.8m Red Horizontal Braces	7
6	2.1m Blue Diagonal Braces	5
7	Folding Toe Board Set	1
8	Standard Stabilisers	4

Technical Information

Base Dimensions:	(L) 1.8m X (W) 0.78m
Maximum Platform Height (ph):	4.6m
Maximum Working Height (wh):	6.6m
Platform SWL:	275kg



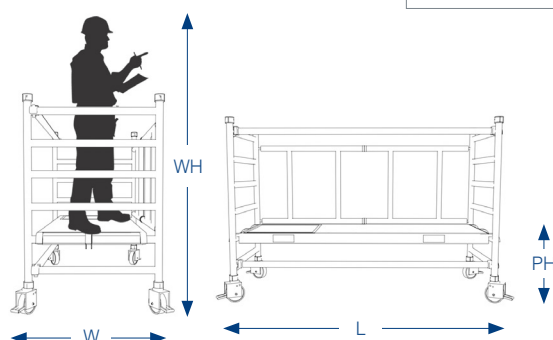
Upgraded Wheels & Legs

This will provide 250mm adjustment on each leg for uneven grounds, with 150mm Locking Castors.



Standard Castors

These are 125mm lockable castors, which are fixed for flat grounds.

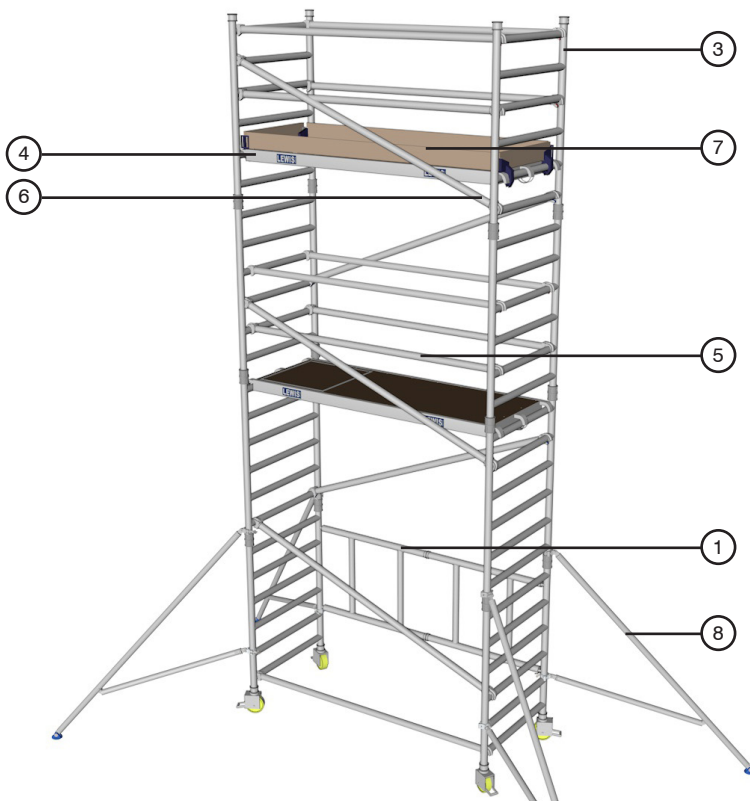


Trade Folding Towers (Miniscaff)

Trade Folding Tower
1.8m Long x 0.78m Wide

Working Height:
7.1m

Platform Height:
5.1m




Tower Components

Item	Description	Quantity
1	Folding Base Unit	1
2	1m Extension Frames	0
3	1.5m Extension Frames	6
4	1.8m Long Trap Door Platform	2
5	1.8m Red Horizontal Braces	7
6	2.1m Blue Diagonal Braces	5
7	Folding Toe Board Set	1
8	Standard Stabilisers	4

Technical Information

Base Dimensions:	(L)1.8m X (W)0.78m
Maximum Platform Height (ph):	5.1m
Maximum Working Height (wh):	7.1m
Platform SWL:	275kg



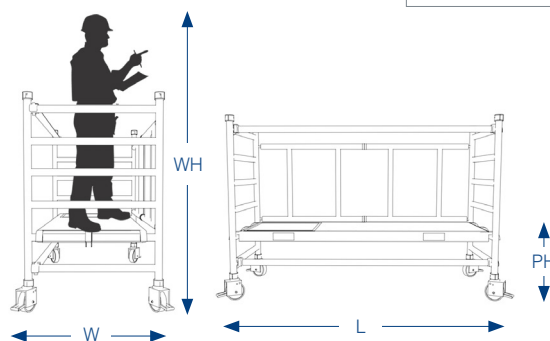
Upgraded Wheels & Legs

This will provide 250mm adjustment on each leg for uneven grounds, with 150mm Locking Castors.



Standard Castors

These are 125mm lockable castors, which are fixed for flat grounds.

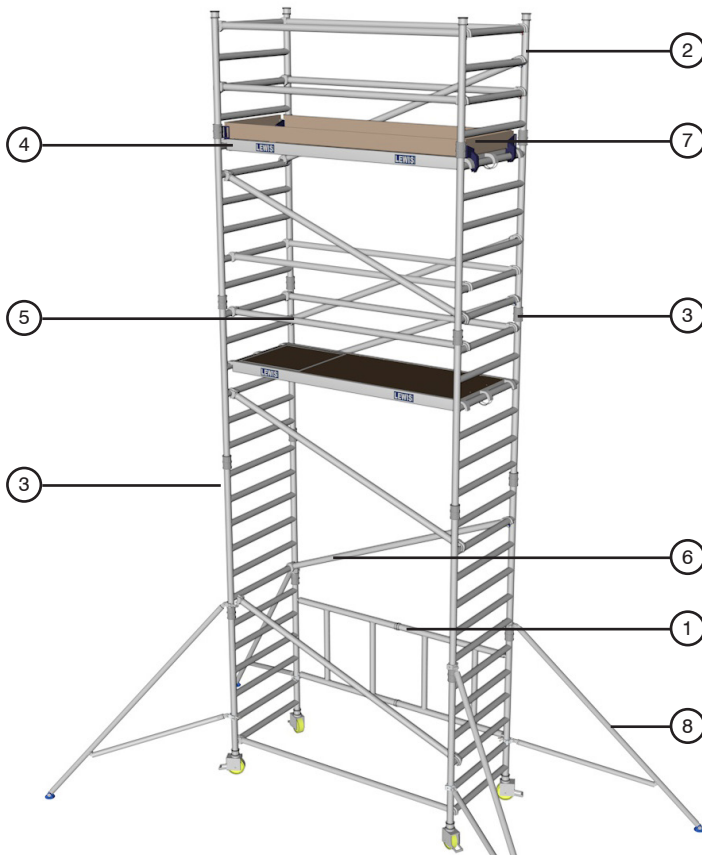


Trade Folding Towers (Miniscaff)

Trade Folding Tower
1.8m Long x 0.78m Wide

Working Height:
8.1m

Platform Height:
6.1m




Tower Components

Item	Description	Quantity
1	Folding Base Unit	1
2	1m Extension Frames	2
3	1.5m Extension Frames	6
4	1.8m Long Trap Door Platform	2
5	1.8m Red Horizontal Braces	8
6	2.1m Blue Diagonal Braces	7
7	Folding Toe Board Set	1
8	Standard Stabilisers	4

Technical Information

Base Dimensions:	(L) 1.8m X (W) 0.78m
Maximum Platform Height (ph):	6.1m
Maximum Working Height (wh):	8.1m
Platform SWL:	275kg



Upgraded Wheels & Legs

This will provide 250mm adjustment on each leg for uneven grounds, with 150mm Locking Castors.



Standard Castors

These are 125mm lockable castors, which are fixed for flat grounds.

